



Thanet

This profile was produced on 2 June 2015

Local Alcohol Profile 2015

Introduction

Alcohol use has health and social consequences borne by individuals, their families, and the wider community. The aim of these profiles is to provide information for local government, health organisations, commissioners and other agencies to monitor the impact of alcohol on local communities, and to monitor the services and initiatives that have been put in place to prevent and reduce the harmful impact of alcohol.

Reducing harmful drinking is one of seven priority areas that Public Health England is focusing efforts on securing improvement. The indicators contained within the web-tool were selected following consultation with stakeholders and a review of the availability of routine data. The Local Alcohol Profiles for England (LAPE) are part of a series of products by Public Health England that provide local data alongside national comparisons to support local health improvement.

For further information about each indicator please view the definitions tab within the tool at <http://fingertips.phe.org.uk/profile/local-alcohol-profiles>. For further information on alcohol and health please visit <http://www.lape.org.uk>.

Spine Charts

Mortality	Page 2
Hospital Admissions	Page 2
Hospital Admissions - Cause groups	Page 3
Other Impacts	Page 4

Tartan Rugs

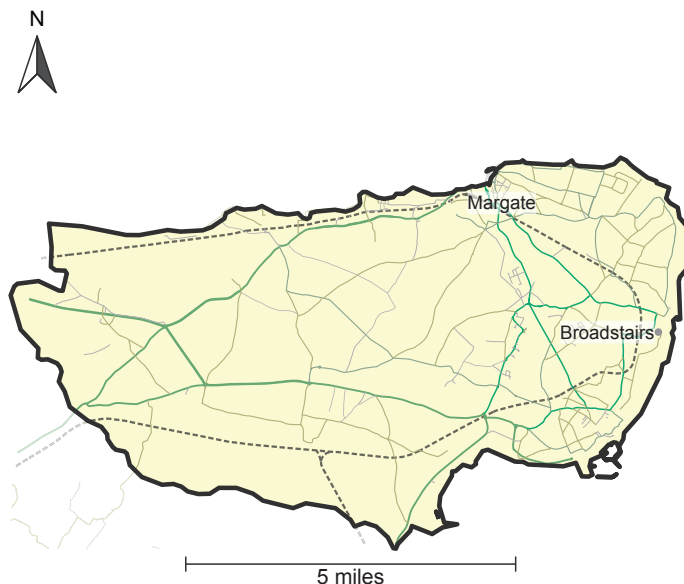
Mortality	Page 5
Hospital Admissions	Page 5
Hospital Admissions - Cause groups	Page 6
Other Impacts	Page 8

Bar Charts

Mortality	Page 9
Hospital Admissions	Page 11
Hospital Admissions - Cause groups	Page 13
Other Impacts	Page 16

Trends

Mortality	Page 17
Hospital Admissions	Page 19
Hospital Admissions - Cause groups	Page 21



Spine Charts

Mortality

	Period	Local value	Eng. value	Eng. worst	England Range	Eng. best
1	1.01 - Months of life lost due to alcohol (Male)	2011 - 13	14.4	12.0	6.1	28.0
2	1.01 - Months of life lost due to alcohol (Female)	2011 - 13	6.4	5.6	13.5	2.8
3	2.01 - Alcohol-specific mortality (Persons)	2011 - 13	14.6	11.9	31.2	3.4
4	2.01 - Alcohol-specific mortality (Male)	2011 - 13	21.6	16.6	44.5	3.6
5	2.01 - Alcohol-specific mortality (Female)	2011 - 13	8.3	7.5	29.9	1.6
6	3.01 - Mortality from chronic liver disease (Persons)	2011 - 13	16.7	11.7	31.7	3.3
7	3.01 - Mortality from chronic liver disease (Male)	2011 - 13	20.5	15.5	44.8	2.4
8	3.01 - Mortality from chronic liver disease (Female)	2011 - 13	12.9	8.2	23.7	0.0
9	4.01 - Alcohol-related mortality (Persons)	2013	53.3	45.3	83.6	27.9
10	4.01 - Alcohol-related mortality (Male)	2013	74.8	65.4	117.3	38.5
11	4.01 - Alcohol-related mortality (Female)	2013	35.1	28.4	68.7	14.8

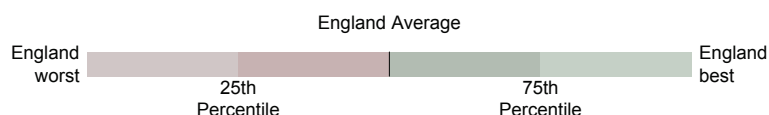
Hospital Admissions

	Period	Local value	Eng. value	Eng. worst	England Range	Eng. best
12	5.01 - Alcohol-specific hospital admission - under 18s	2011/12 - 13/14	46.5	40.1	105.8	11.2
13	6.01 - Alcohol-specific hospital admission (Persons)	2013/14	412	374	1074	131
14	6.01 - Alcohol-specific hospital admission (Male)	2013/14	557	515	1494	170
15	6.01 - Alcohol-specific hospital admission (Female)	2013/14	281	241	658	77
16	7.01 - Alcohol-related hospital admission (Broad) (Persons)	2013/14	1253	1253	2070	731
17	7.01 - Alcohol-related hospital admission (Broad) (Male)	2013/14	1733	1715	2820	1011
18	7.01 - Alcohol-related hospital admission (Broad) (Female)	2013/14	856	859	1386	498
19	8.01 - Alcohol-related hospital admission (Narrow) (Persons)	2013/14	521	444	808	264
20	8.01 - Alcohol-related hospital admission (Narrow) (Male)	2013/14	679	594	1049	338
21	8.01 - Alcohol-related hospital admission (Narrow) (Female)	2013/14	387	310	583	190
22	9.01 - Admission episodes for alcohol-related conditions (Broad) (Persons)	2013/14	1892	2111	3493	1115
23	9.01 - Admission episodes for alcohol-related conditions (Broad) (Male)	2013/14	2674	2917	4848	1582
24	9.01 - Admission episodes for alcohol-related conditions (Broad) (Female)	2013/14	1250	1426	2392	727
25	10.01 - Admission episodes for alcohol-related conditions (Narrow) (Persons)	2013/14	653	645	1231	366

Key

Significance compared to England average:

- Significantly worse
- Significance not tested
- Not significantly different
- ◆ Regional average
- Significantly better



Hospital Admissions continued		Period	Local value	Eng. value	Eng. worst	England Range	Eng. best
26	10.01 - Admission episodes for alcohol-related conditions (Narrow) (Male)	2013/14	843	835	1538		474
27	10.01 - Admission episodes for alcohol-related conditions (Narrow) (Female)	2013/14	492	475	940		262

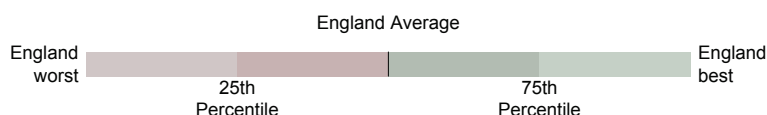
Hospital Admissions - Cause groups

	Period	Local value	Eng. value	Eng. worst	England Range	Eng. best
28	9.02 - Admission episodes for alcohol-related malignant neoplasm conditions (Broad) (Persons)	2013/14	109.5	175.8	368.2	71.4
29	9.02 - Admission episodes for alcohol-related malignant neoplasm conditions (Broad) (Male)	2013/14	124.9	177.0	438.9	63.7
30	9.02 - Admission episodes for alcohol-related malignant neoplasm conditions (Broad) (Female)	2013/14	97.2	176.5	380.5	58.8
31	9.03 - Admission episodes for alcohol-related cardiovascular disease conditions (Broad) (Persons)	2013/14	859	1049	1706	550
32	9.03 - Admission episodes for alcohol-related cardiovascular disease conditions (Broad) (Male)	2013/14	1309	1524	2575	842
33	9.03 - Admission episodes for alcohol-related cardiovascular disease conditions (Broad) (Female)	2013/14	508	673	1129	307
34	9.04 - Admission episodes for alcohol-related mental and behavioural disorders due to use of alcohol condition (Broad) (Persons)	2013/14	376	394	1296	111
35	9.04 - Admission episodes for alcohol-related mental and behavioural disorders due to use of alcohol condition (Broad) (Male)	2013/14	577	579	1894	161
36	9.04 - Admission episodes for alcohol-related mental and behavioural disorders due to use of alcohol condition (Broad) (Female)	2013/14	194	218	706	63
37	9.05 - Admission episodes for alcohol-related alcoholic liver disease condition (Broad) (Persons)	2013/14	90.1	105.3	245.6	18.7
38	9.05 - Admission episodes for alcohol-related alcoholic liver disease condition (Broad) (Male)	2013/14	123.1	147.1	351.8	27.1
39	9.05 - Admission episodes for alcohol-related alcoholic liver disease condition (Broad) (Female)	2013/14	59.6	65.8	272.9	16.9
40	10.02 - Admission episodes for alcohol-related malignant neoplasm conditions (Narrow) (Persons)	2013/14	75.8	150.7	359.9	49.8
41	10.02 - Admission episodes for alcohol-related malignant neoplasm conditions (Narrow) (Male)	2013/14	91.6	154.7	404.7	47.8
42	10.02 - Admission episodes for alcohol-related malignant neoplasm conditions (Narrow) (Female)	2013/14	63.2	149.3	352.3	39.3
43	10.03 - Admission episodes for alcohol-related unintentional injuries conditions (Narrow) (Persons)	2013/14	147.0	141.8	223.9	96.6
44	10.03 - Admission episodes for alcohol-related unintentional injuries conditions (Narrow) (Male)	2013/14	229.0	215.2	351.3	142.5
45	10.03 - Admission episodes for alcohol-related unintentional injuries conditions (Narrow) (Female)	2013/14	75.4	74.2	107.5	49.9
46	10.04 - Admission episodes for alcohol-related mental and behavioural disorders due to use of alcohol condition (Narrow) (Persons)	2013/14	96	87	222	17
47	10.04 - Admission episodes for alcohol-related mental and behavioural disorders due to use of alcohol condition (Narrow) (Male)	2013/14	138	124	310	21

Key

Significance compared to England average:

- Significantly worse
- Significance not tested
- Not significantly different
- ◆ Regional average
- Significantly better



Thanet

Hospital Admissions - Cause groups continued		Period	Local value	Eng. value	Eng. worst	England Range	Eng. best
48	10.04 - Admission episodes for alcohol-related mental and behavioural disorders due to use of alcohol condition (Narrow) (Female)	2013/14	57	52	152		10
49	10.05 - Admission episodes for alcohol-related intentional self-poisoning by and exposure to alcohol condition (Narrow) (Persons)	2013/14	102.3	58.6	254.1		11.1
50	10.05 - Admission episodes for alcohol-related intentional self-poisoning by and exposure to alcohol condition (Narrow) (Male)	2013/14	66.5	52.0	269.1		7.1
51	10.05 - Admission episodes for alcohol-related intentional self-poisoning by and exposure to alcohol condition (Narrow) (Female)	2013/14	135.6	65.4	239.1		10.1

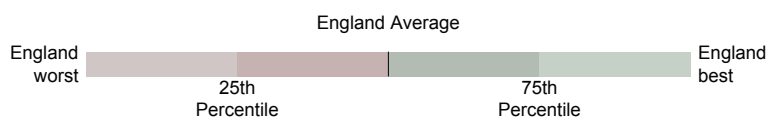
Other Impacts

	Period	Local value	Eng. value	Eng. worst	England Range	Eng. best	
52	11.01 - Claimants of benefits due to alcoholism	2014	180.7	131.0	528.3		15.7

Key

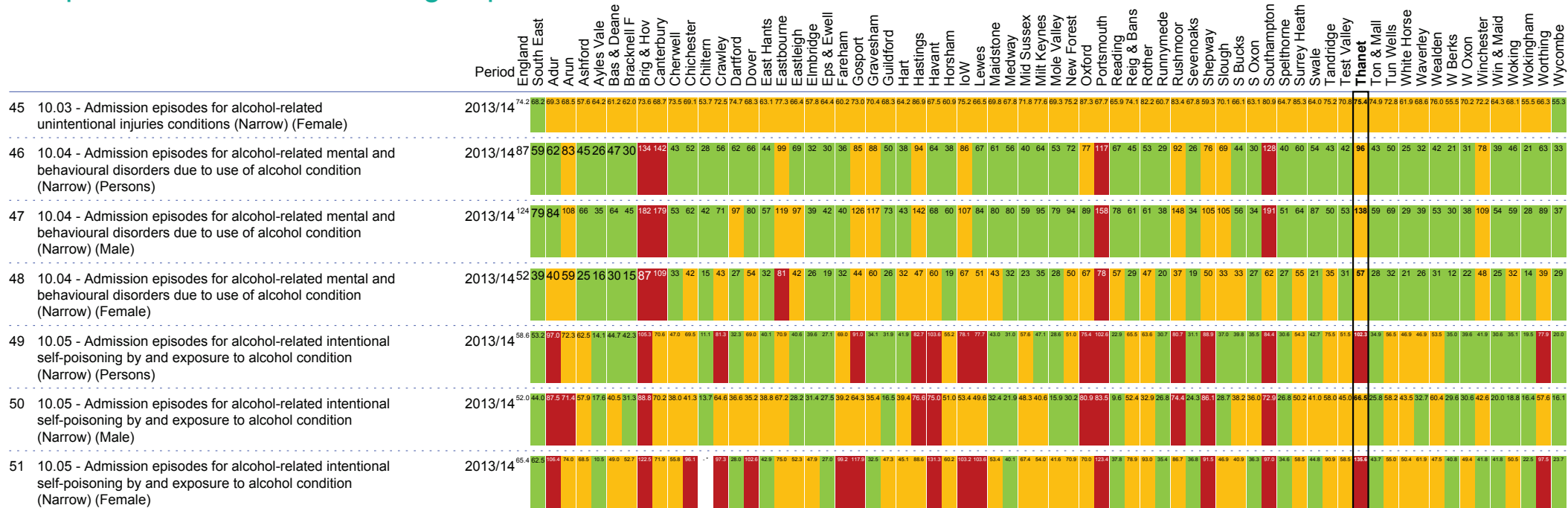
Significance compared to England average:

- Significantly worse
- Not significantly different
- Significantly better
- Significance not tested
- ◆ Regional average




Thanet

Hospital Admissions - Cause groups continued



Other Impacts



Comparison with respect to England value

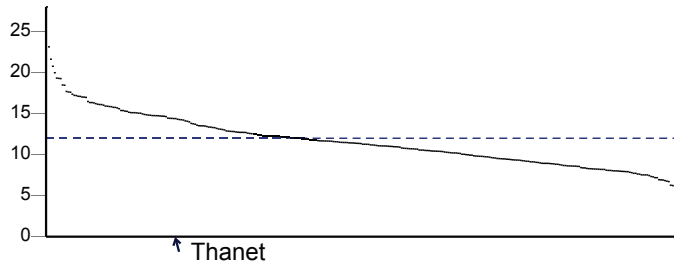


Note: * - Disclosure control applied

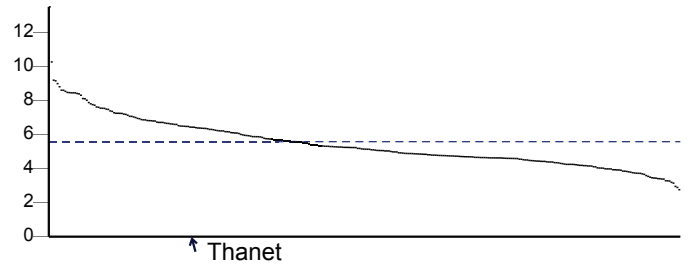
Bar Charts

Mortality

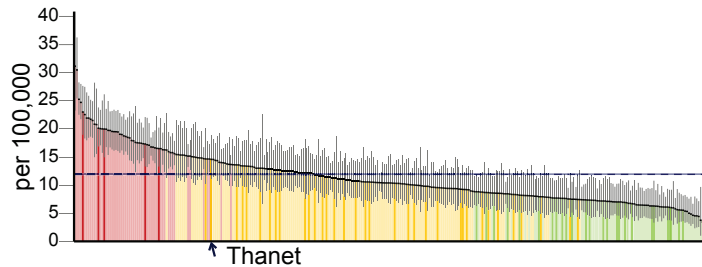
1.01 - Months of life lost due to alcohol (Male)



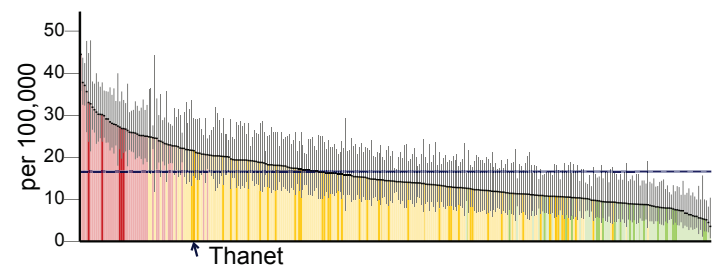
1.01 - Months of life lost due to alcohol (Female)



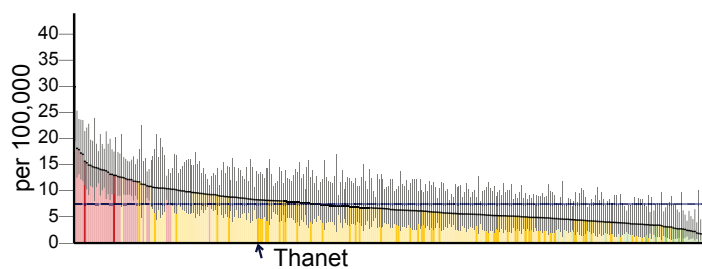
2.01 - Alcohol-specific mortality (Persons)



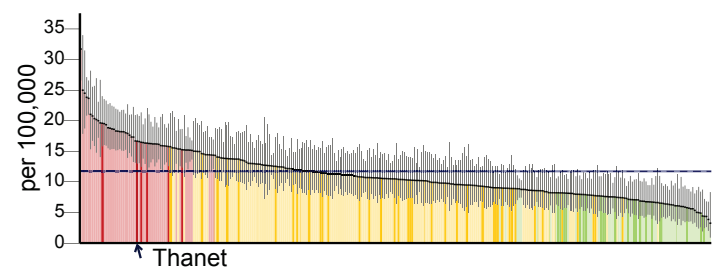
2.01 - Alcohol-specific mortality (Male)



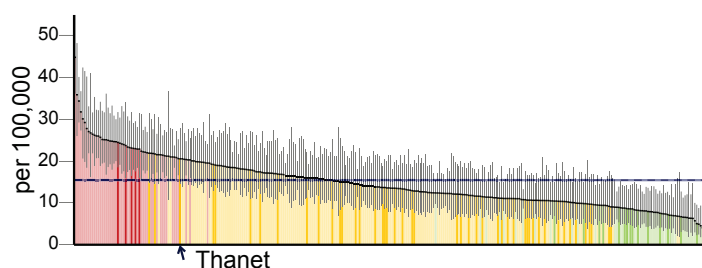
2.01 - Alcohol-specific mortality (Female)



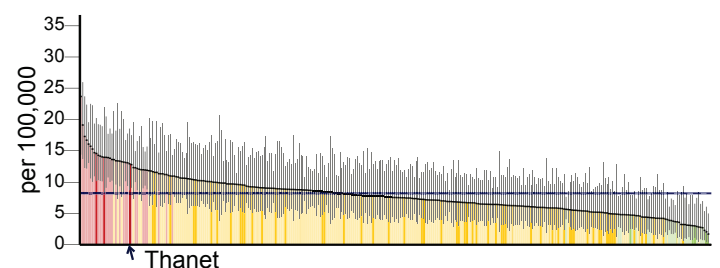
3.01 - Mortality from chronic liver disease (Persons)



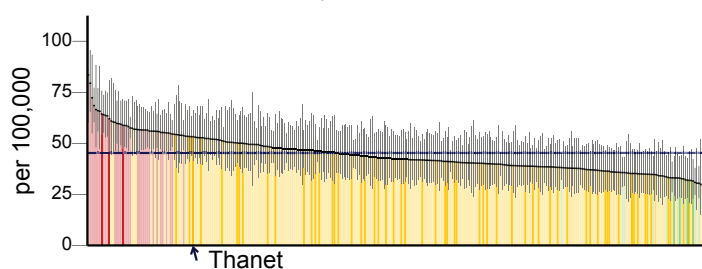
3.01 - Mortality from chronic liver disease (Male)



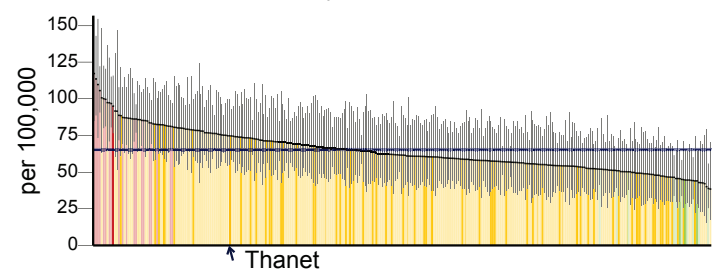
3.01 - Mortality from chronic liver disease (Female)



4.01 - Alcohol-related mortality (Persons)



4.01 - Alcohol-related mortality (Male)

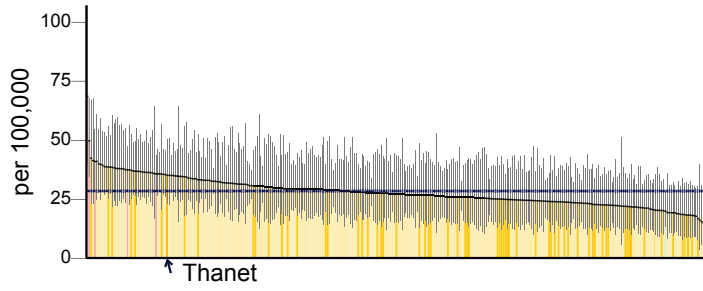


Key South East LAs: ■ Better ■ Similar ■ Worse ■ England value and confidence interval
 Other LAs: ■ Better ■ Similar ■ Worse

Thanet

Mortality continued

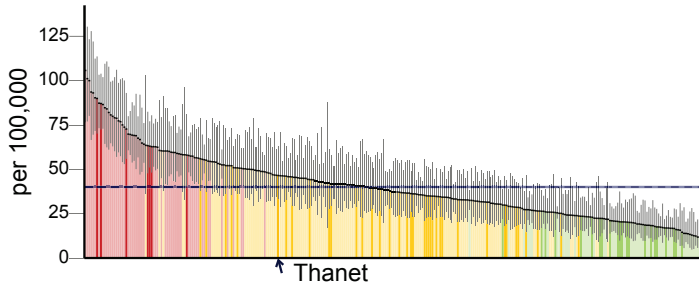
4.01 - Alcohol-related mortality (Female)



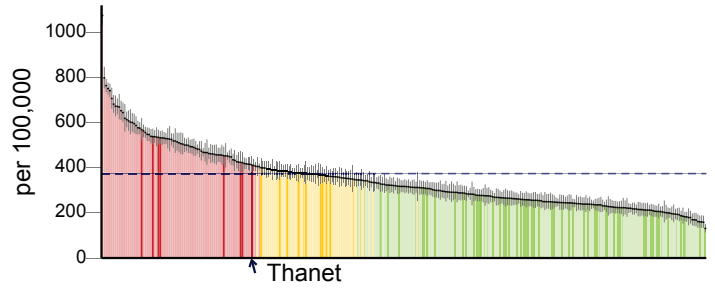
Key South East LAs: ■ Better ■ Similar ■ Worse ■ England value and confidence interval
Other LAs: ■ Better ■ Similar ■ Worse

Hospital Admissions

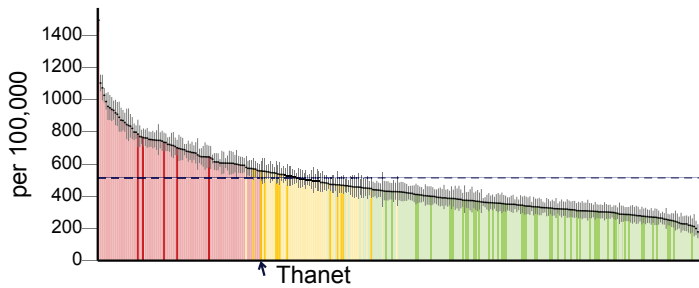
5.01 - Alcohol-specific hospital admission - under 18s



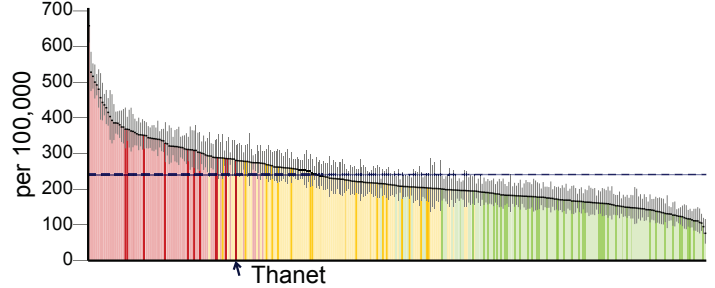
6.01 - Alcohol-specific hospital admission (Persons)



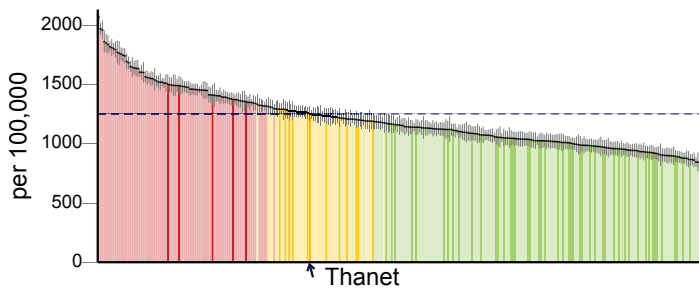
6.01 - Alcohol-specific hospital admission (Male)



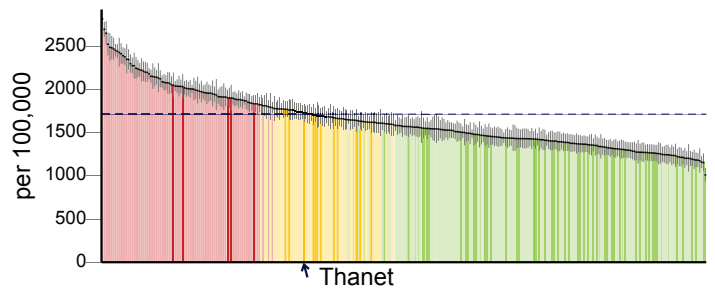
6.01 - Alcohol-specific hospital admission (Female)



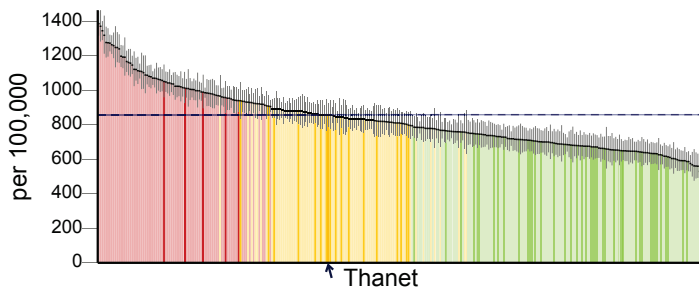
7.01 - Alcohol-related hospital admission (Broad) (Persons)



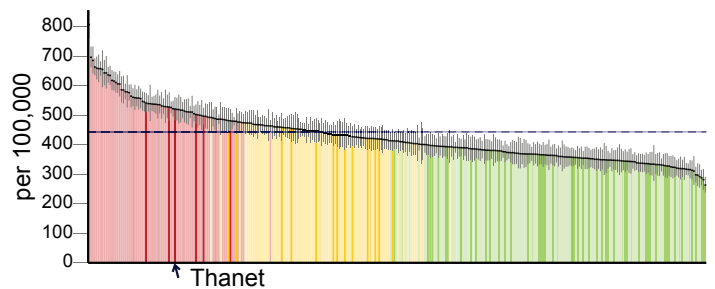
7.01 - Alcohol-related hospital admission (Broad) (Male)



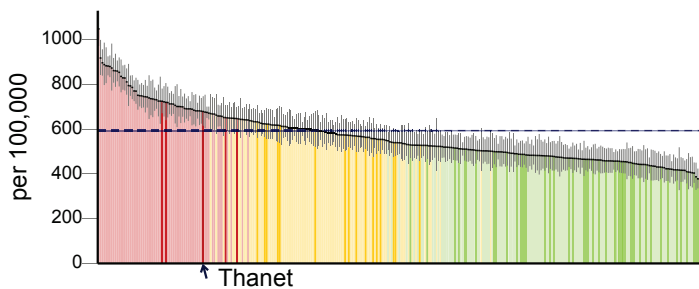
7.01 - Alcohol-related hospital admission (Broad) (Female)



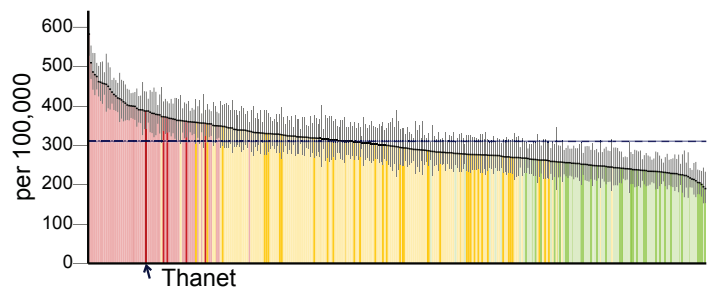
8.01 - Alcohol-related hospital admission (Narrow) (Persons)



8.01 - Alcohol-related hospital admission (Narrow) (Male)



8.01 - Alcohol-related hospital admission (Narrow) (Female)

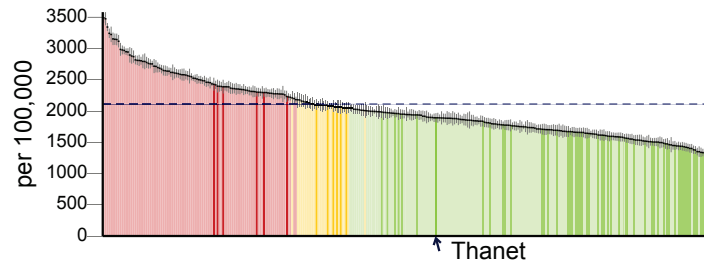


Key South East LAs: ■ Better ■ Similar ■ Worse ■ England value and confidence interval
 Other LAs: ■ Better ■ Similar ■ Worse

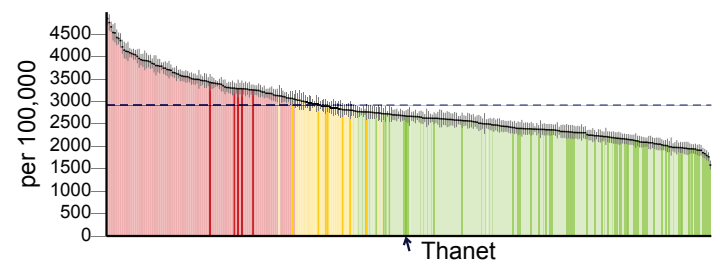
Thanet

Hospital Admissions continued

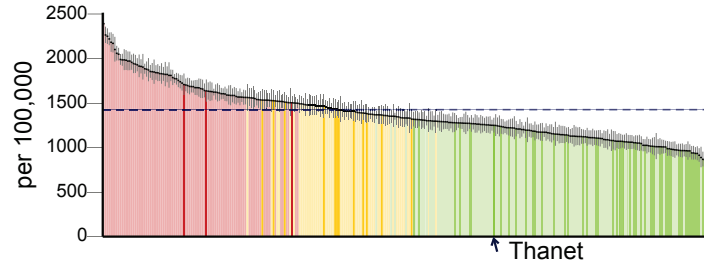
9.01 - Admission episodes for alcohol-related conditions (Broad) (Persons)



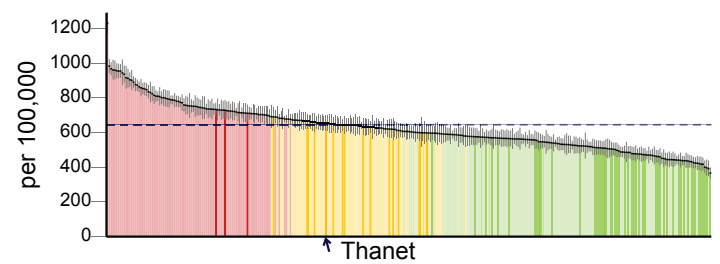
9.01 - Admission episodes for alcohol-related conditions (Broad) (Male)



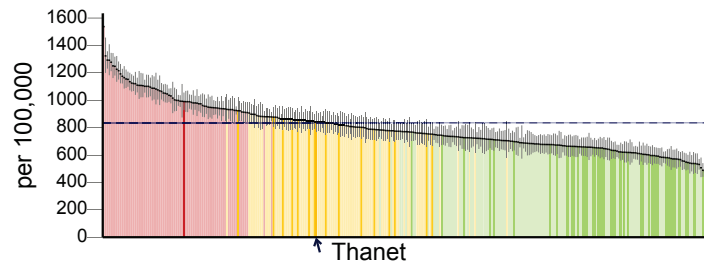
9.01 - Admission episodes for alcohol-related conditions (Broad) (Female)



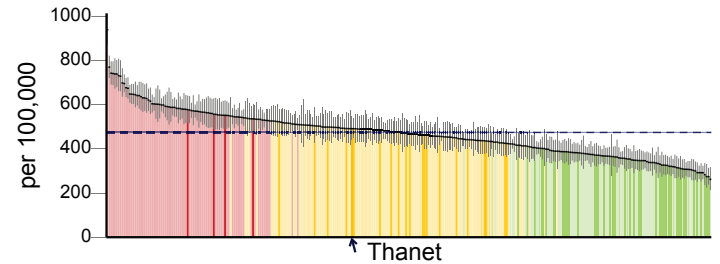
10.01 - Admission episodes for alcohol-related conditions (Narrow) (Persons)



10.01 - Admission episodes for alcohol-related conditions (Narrow) (Male)



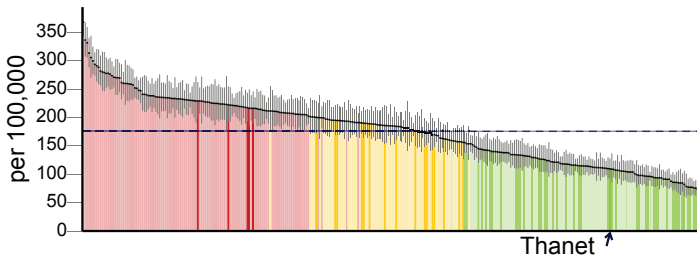
10.01 - Admission episodes for alcohol-related conditions (Narrow) (Female)



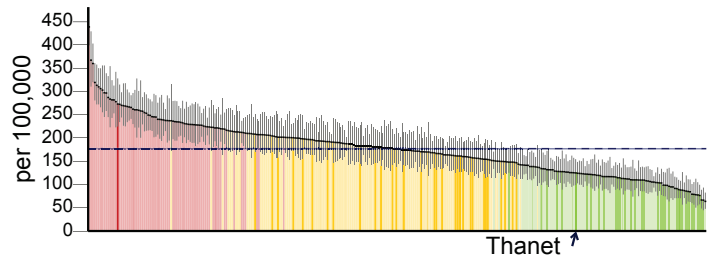
Key South East LAs: ■ Better ■ Similar ■ Worse ■ England value and confidence interval
 Other LAs: ■ Better ■ Similar ■ Worse

Hospital Admissions - Cause groups

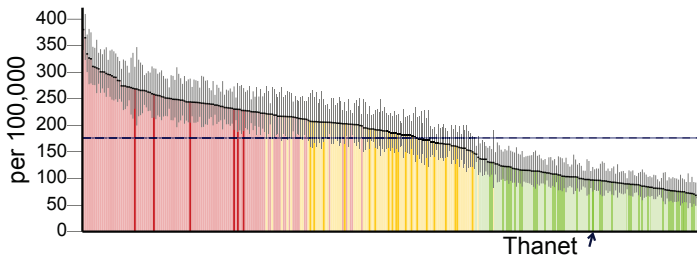
9.02 - Admission episodes for alcohol-related malignant neoplasm conditions (Broad) (Persons)



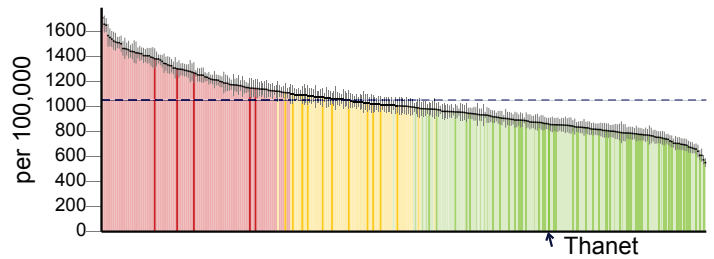
9.02 - Admission episodes for alcohol-related malignant neoplasm conditions (Broad) (Male)



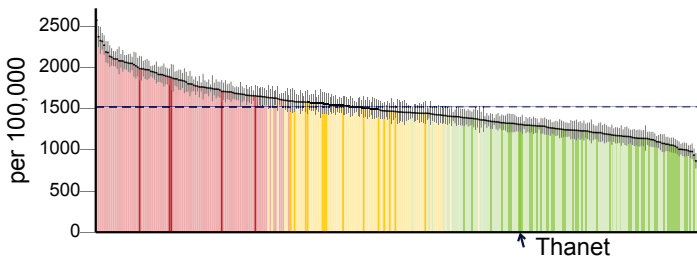
9.02 - Admission episodes for alcohol-related malignant neoplasm conditions (Broad) (Female)



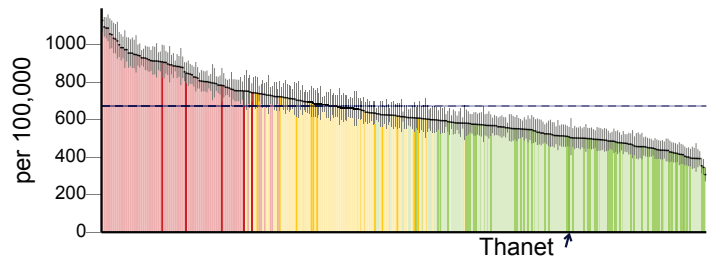
9.03 - Admission episodes for alcohol-related cardiovascular disease conditions (Broad) (Persons)



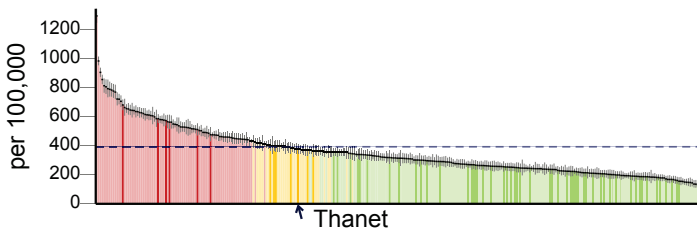
9.03 - Admission episodes for alcohol-related cardiovascular disease conditions (Broad) (Male)



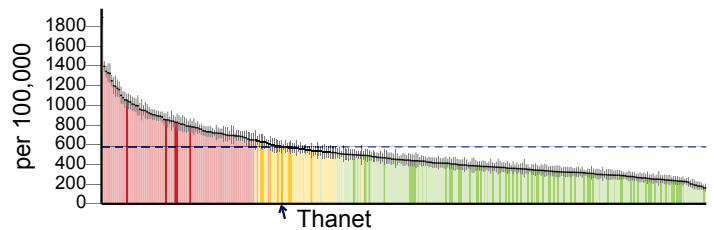
9.03 - Admission episodes for alcohol-related cardiovascular disease conditions (Broad) (Female)



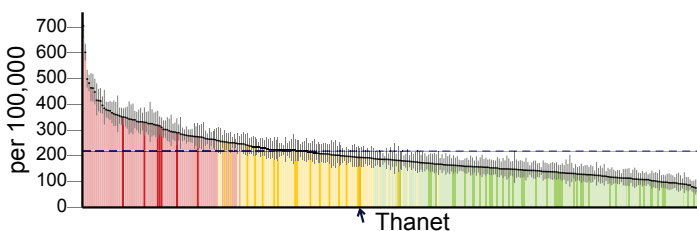
9.04 - Admission episodes for alcohol-related mental and behavioural disorders due to use of alcohol condition (Broad) (Persons)



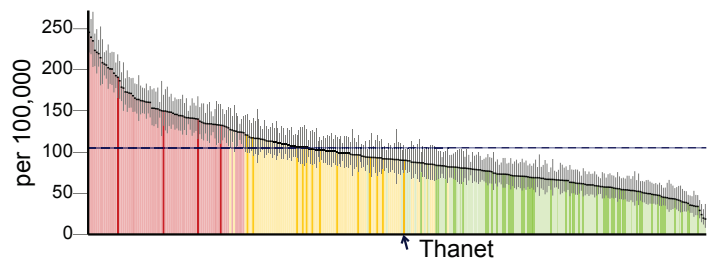
9.04 - Admission episodes for alcohol-related mental and behavioural disorders due to use of alcohol condition (Broad) (Male)



9.04 - Admission episodes for alcohol-related mental and behavioural disorders due to use of alcohol condition (Broad) (Female)



9.05 - Admission episodes for alcohol-related alcoholic liver disease condition (Broad) (Persons)

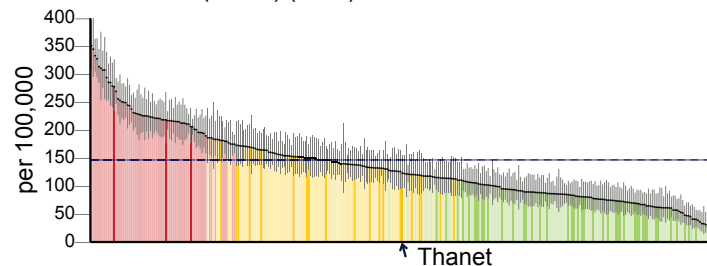


Key South East LAs: ■ Better ■ Similar ■ Worse ■ England value and confidence interval
 Other LAs: ■ Better ■ Similar ■ Worse

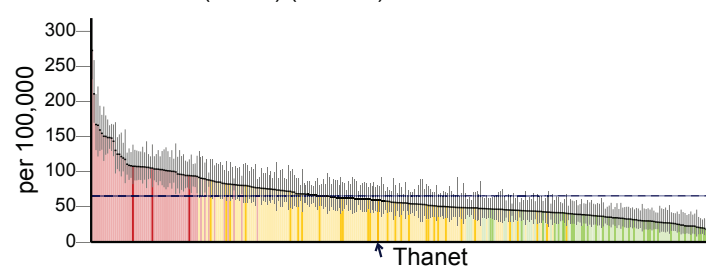
Thanet

Hospital Admissions - Cause groups continued

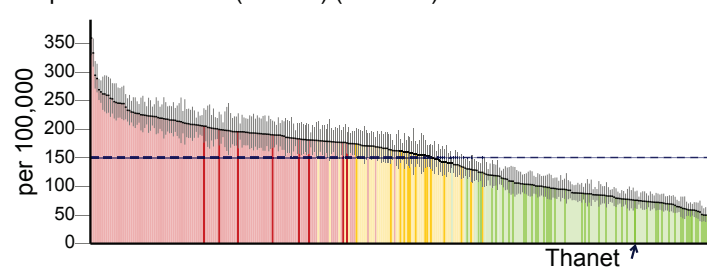
9.05 - Admission episodes for alcohol-related alcoholic liver disease condition (Broad) (Male)



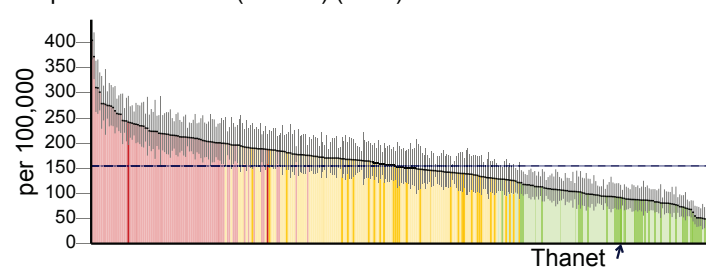
9.05 - Admission episodes for alcohol-related alcoholic liver disease condition (Broad) (Female)



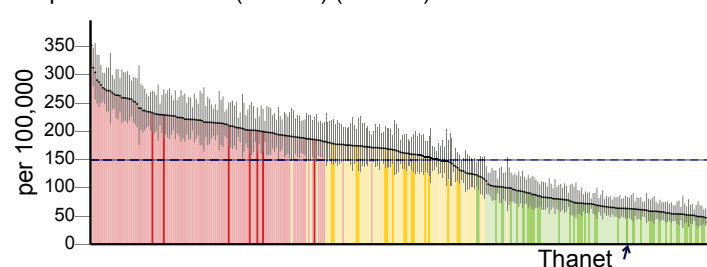
10.02 - Admission episodes for alcohol-related malignant neoplasm conditions (Narrow) (Persons)



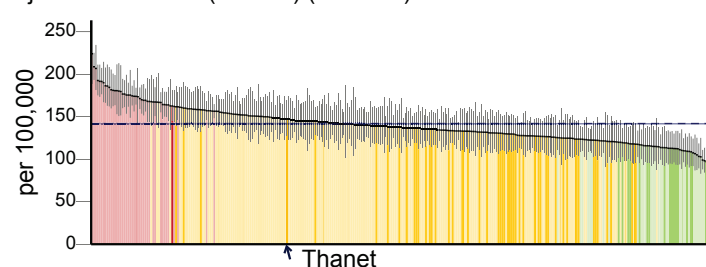
10.02 - Admission episodes for alcohol-related malignant neoplasm conditions (Narrow) (Male)



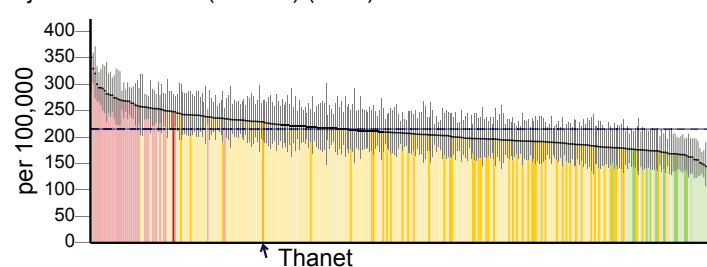
10.02 - Admission episodes for alcohol-related malignant neoplasm conditions (Narrow) (Female)



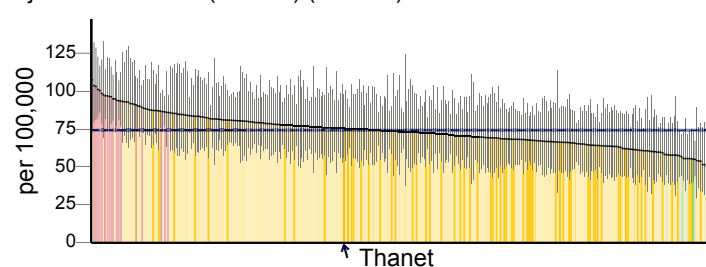
10.03 - Admission episodes for alcohol-related unintentional injuries conditions (Narrow) (Persons)



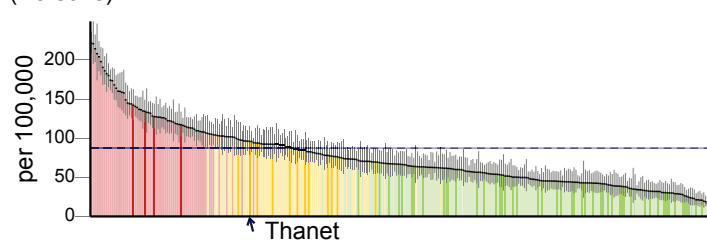
10.03 - Admission episodes for alcohol-related unintentional injuries conditions (Narrow) (Male)



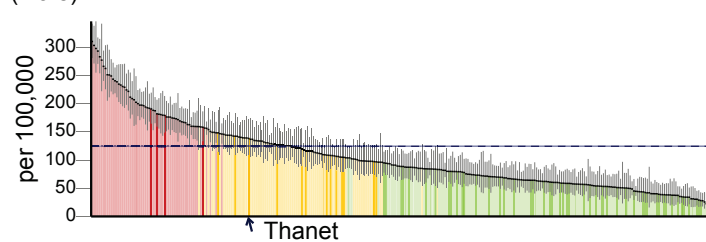
10.03 - Admission episodes for alcohol-related unintentional injuries conditions (Narrow) (Female)



10.04 - Admission episodes for alcohol-related mental and behavioural disorders due to use of alcohol condition (Narrow) (Persons)



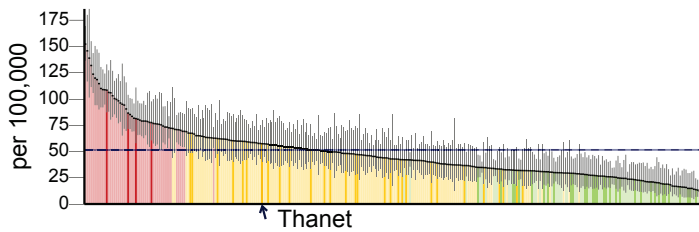
10.04 - Admission episodes for alcohol-related mental and behavioural disorders due to use of alcohol condition (Narrow) (Male)



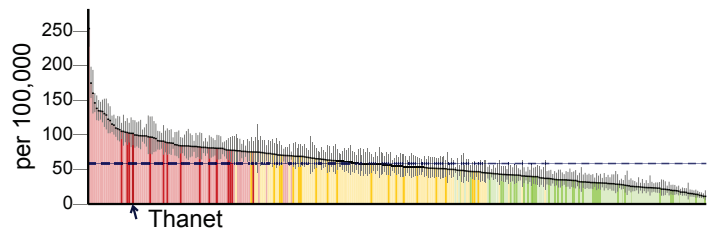
Key South East LAs: ■ Better ■ Similar ■ Worse ■ England value and confidence interval
 Other LAs: ■ Better ■ Similar ■ Worse

Hospital Admissions - Cause groups continued

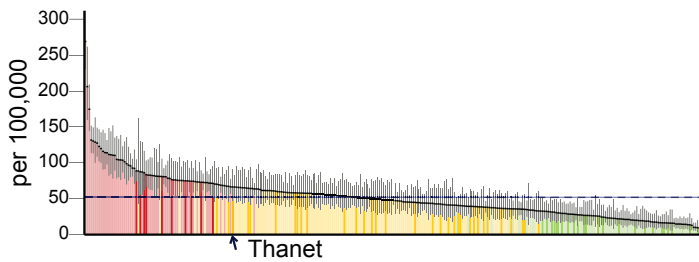
10.04 - Admission episodes for alcohol-related mental and behavioural disorders due to use of alcohol condition (Narrow) (Female)



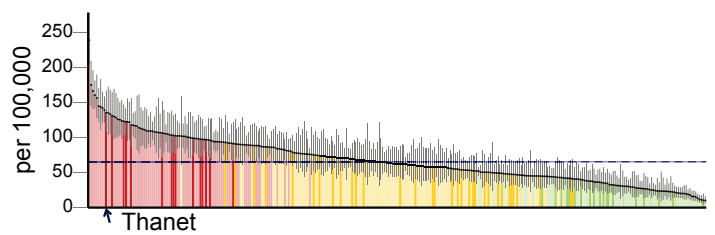
10.05 - Admission episodes for alcohol-related intentional self-poisoning by and exposure to alcohol condition (Narrow) (Persons)



10.05 - Admission episodes for alcohol-related intentional self-poisoning by and exposure to alcohol condition (Narrow) (Male)



10.05 - Admission episodes for alcohol-related intentional self-poisoning by and exposure to alcohol condition (Narrow) (Female)

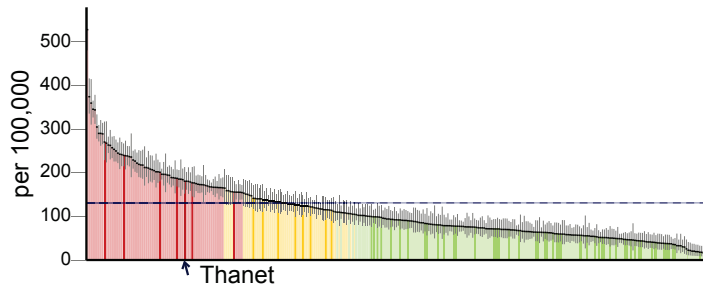


Key South East LAs: ■ Better ■ Similar ■ Worse ■ England value and confidence interval
 Other LAs: ■ Better ■ Similar ■ Worse

Thanet

Other Impacts

11.01 - Claimants of benefits due to alcoholism

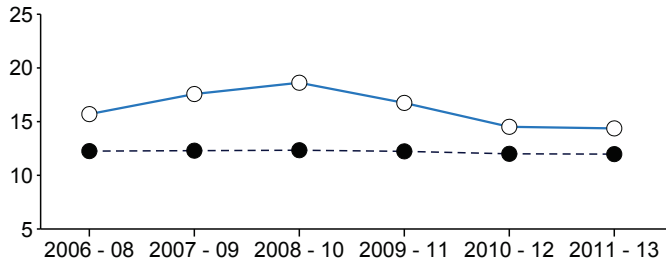


Key South East LAs: ■ Better ■ Similar ■ Worse ■ England value and confidence interval
Other LAs: ■ Better ■ Similar ■ Worse

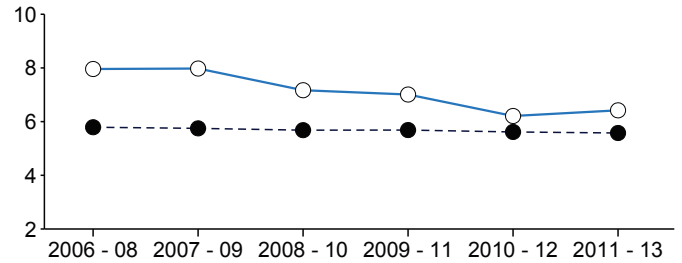
Trends

Mortality

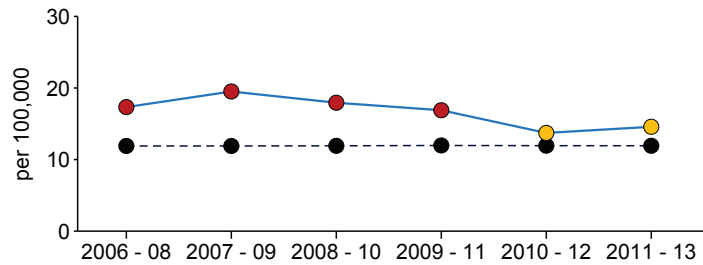
1.01 - Months of life lost due to alcohol (Male)



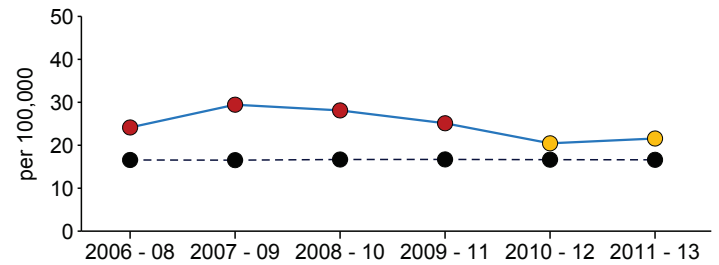
1.01 - Months of life lost due to alcohol (Female)



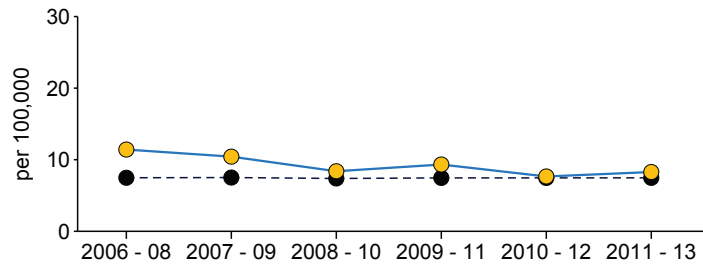
2.01 - Alcohol-specific mortality (Persons)



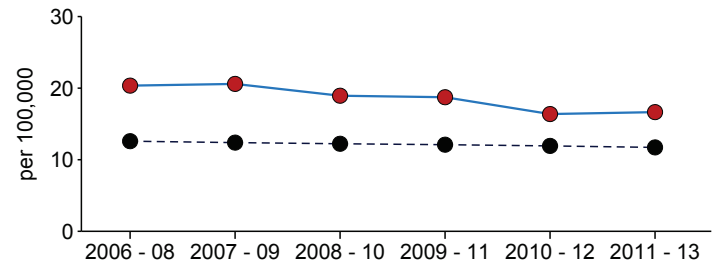
2.01 - Alcohol-specific mortality (Male)



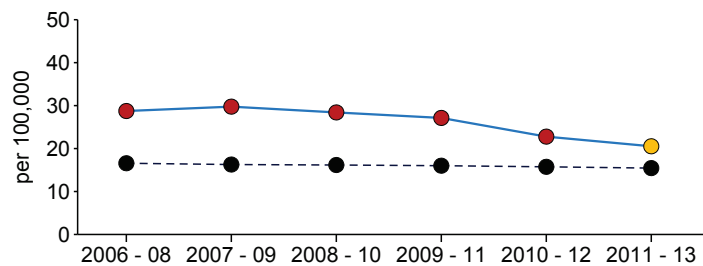
2.01 - Alcohol-specific mortality (Female)



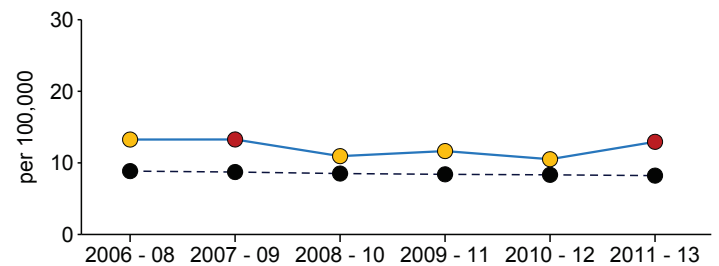
3.01 - Mortality from chronic liver disease (Persons)



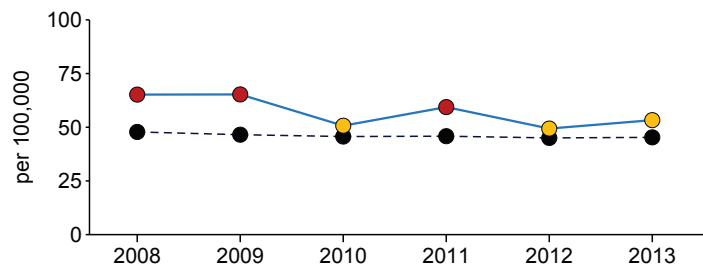
3.01 - Mortality from chronic liver disease (Male)



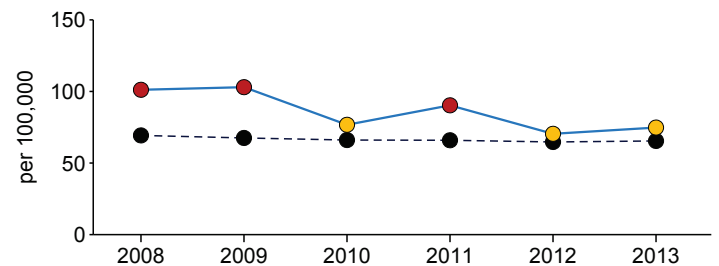
3.01 - Mortality from chronic liver disease (Female)



4.01 - Alcohol-related mortality (Persons)



4.01 - Alcohol-related mortality (Male)

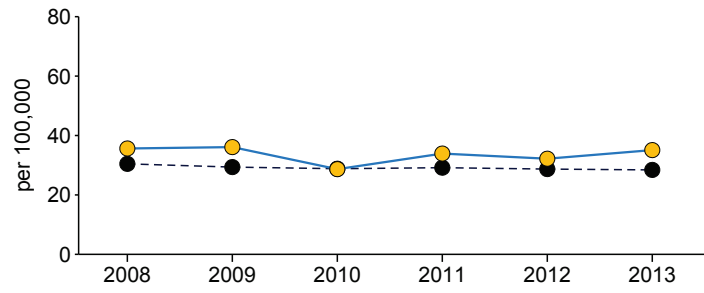


Key ●... England —●— Significantly worse —●— Not significantly different —●— Significantly better —○— Significance not tested

Thanet

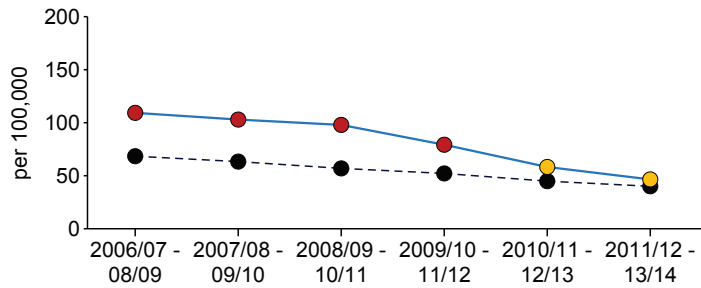
Mortality continued

4.01 - Alcohol-related mortality (Female)

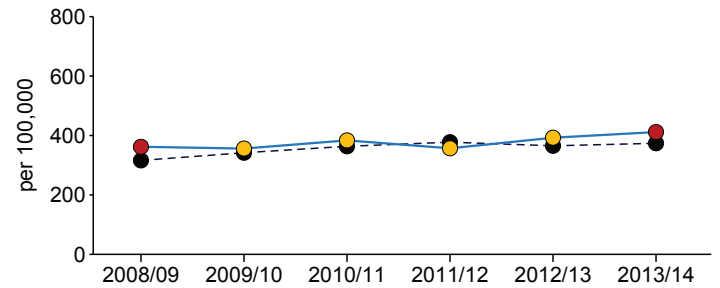


Hospital Admissions

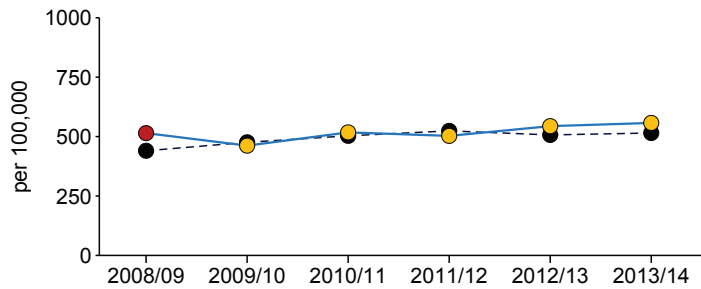
5.01 - Alcohol-specific hospital admission - under 18s



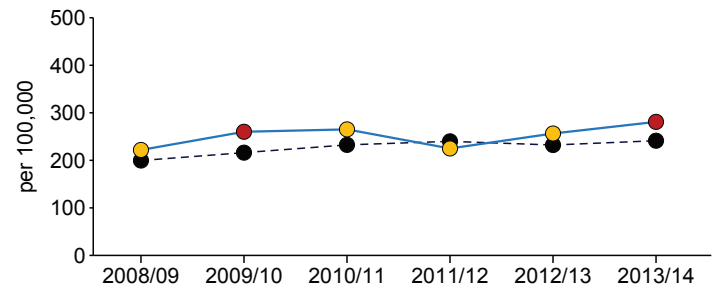
6.01 - Alcohol-specific hospital admission (Persons)



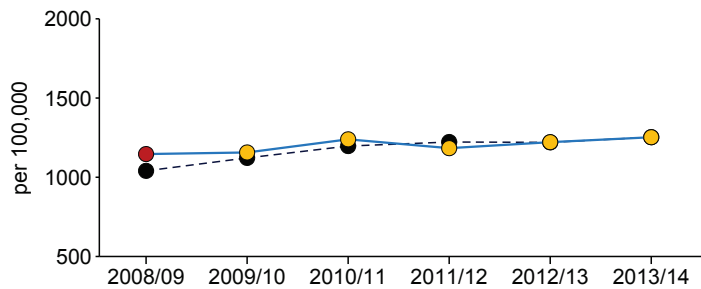
6.01 - Alcohol-specific hospital admission (Male)



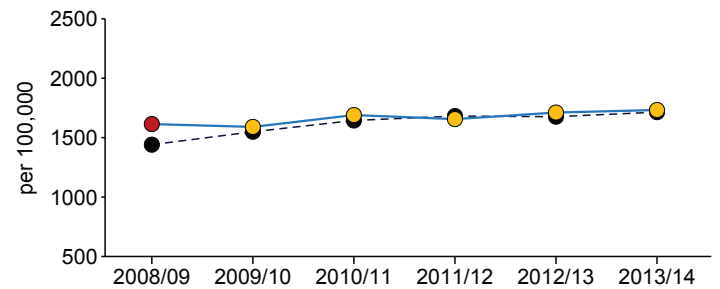
6.01 - Alcohol-specific hospital admission (Female)



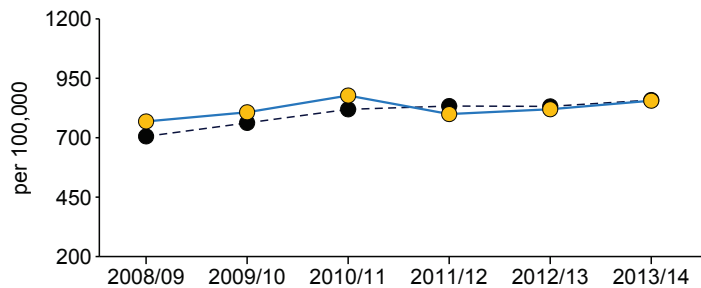
7.01 - Alcohol-related hospital admission (Broad) (Persons)



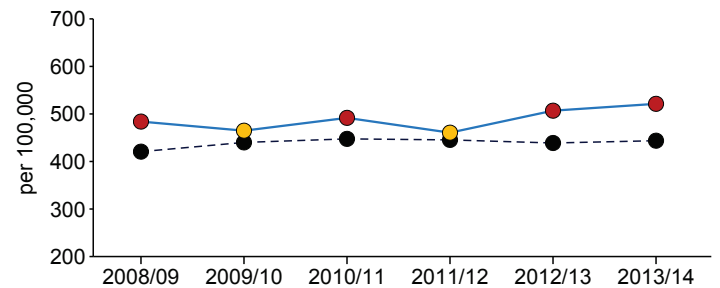
7.01 - Alcohol-related hospital admission (Broad) (Male)



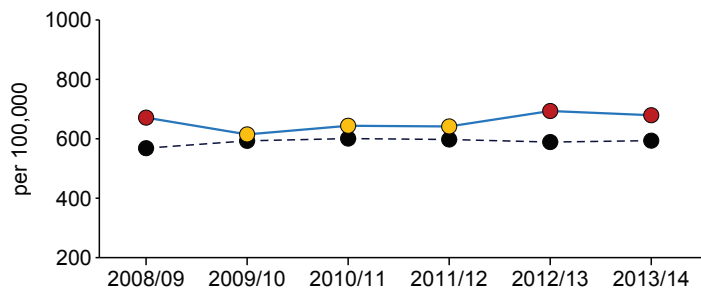
7.01 - Alcohol-related hospital admission (Broad) (Female)



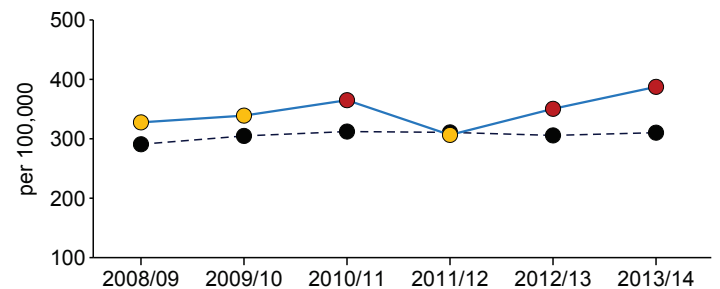
8.01 - Alcohol-related hospital admission (Narrow) (Persons)



8.01 - Alcohol-related hospital admission (Narrow) (Male)



8.01 - Alcohol-related hospital admission (Narrow) (Female)

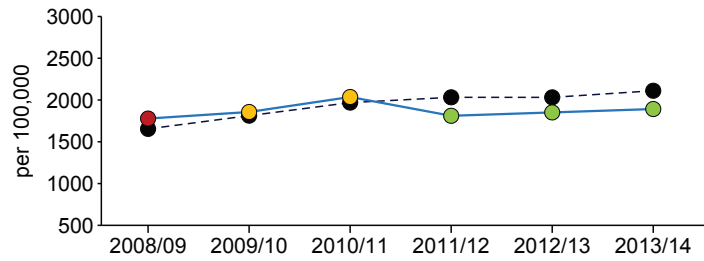


Key ●●● England ● Significantly worse ● Not significantly different ● Significantly better ○ Significance not tested

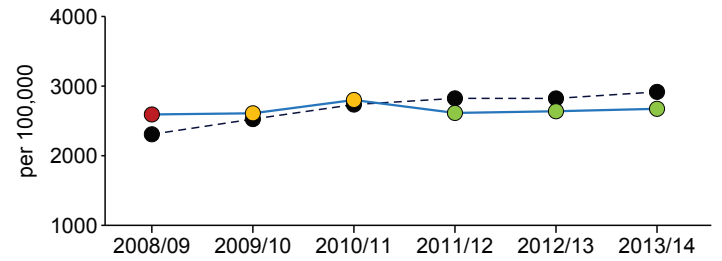
Thanet

Hospital Admissions continued

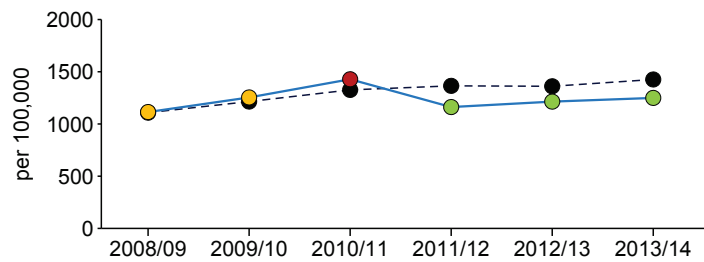
9.01 - Admission episodes for alcohol-related conditions (Broad) (Persons)



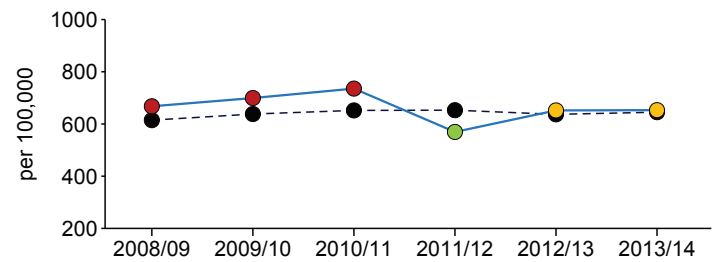
9.01 - Admission episodes for alcohol-related conditions (Broad) (Male)



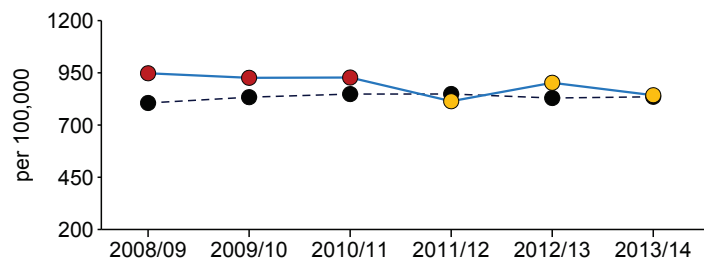
9.01 - Admission episodes for alcohol-related conditions (Broad) (Female)



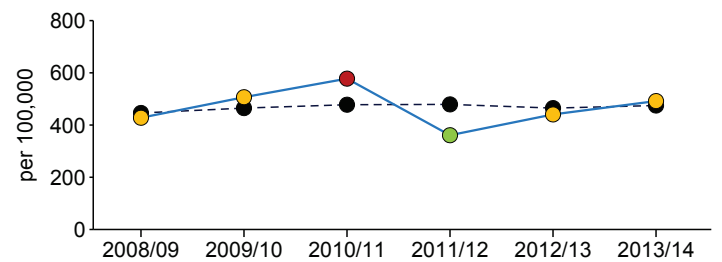
10.01 - Admission episodes for alcohol-related conditions (Narrow) (Persons)



10.01 - Admission episodes for alcohol-related conditions (Narrow) (Male)



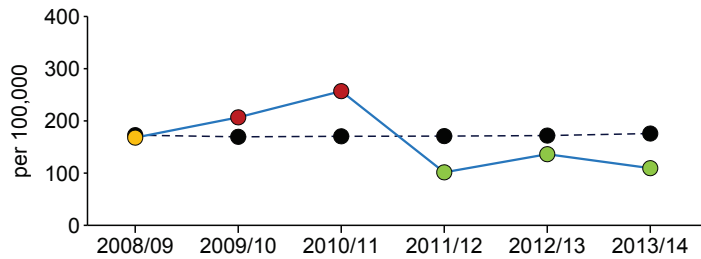
10.01 - Admission episodes for alcohol-related conditions (Narrow) (Female)



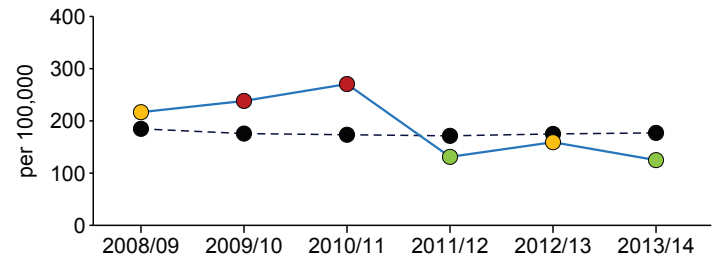
Key ●... England —●— Significantly worse —●— Not significantly different —●— Significantly better —○— Significance not tested

Hospital Admissions - Cause groups

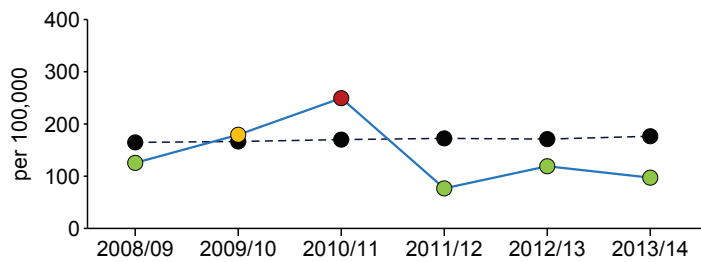
9.02 - Admission episodes for alcohol-related malignant neoplasm conditions (Broad) (Persons)



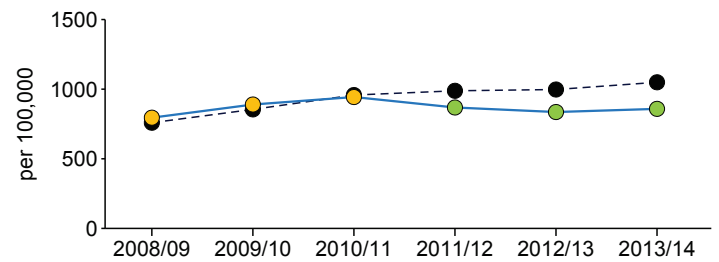
9.02 - Admission episodes for alcohol-related malignant neoplasm conditions (Broad) (Male)



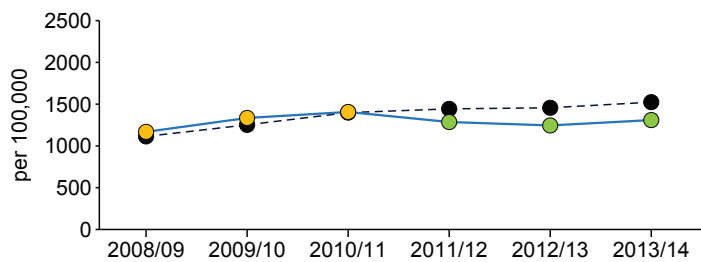
9.02 - Admission episodes for alcohol-related malignant neoplasm conditions (Broad) (Female)



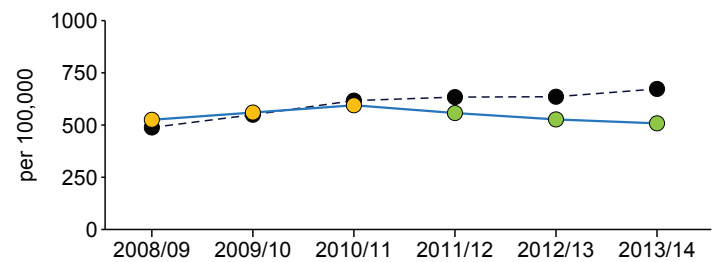
9.03 - Admission episodes for alcohol-related cardiovascular disease conditions (Broad) (Persons)



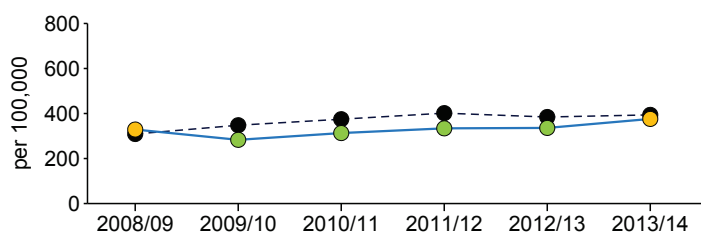
9.03 - Admission episodes for alcohol-related cardiovascular disease conditions (Broad) (Male)



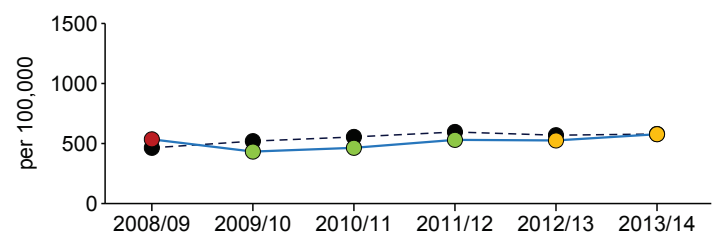
9.03 - Admission episodes for alcohol-related cardiovascular disease conditions (Broad) (Female)



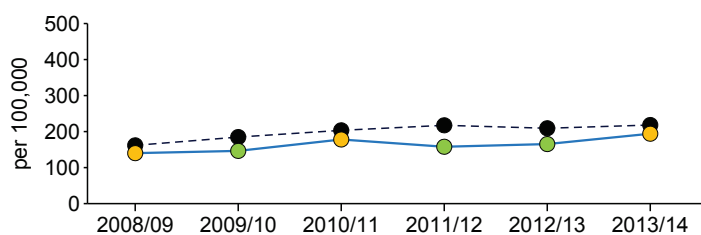
9.04 - Admission episodes for alcohol-related mental and behavioural disorders due to use of alcohol condition (Broad) (Persons)



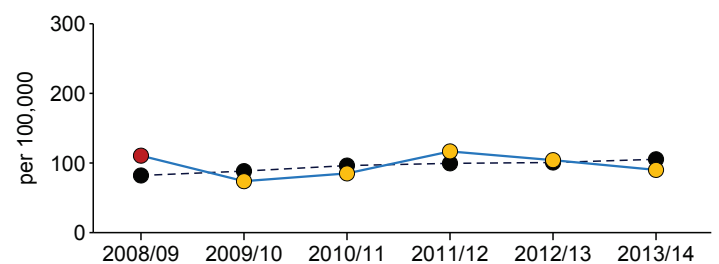
9.04 - Admission episodes for alcohol-related mental and behavioural disorders due to use of alcohol condition (Broad) (Male)



9.04 - Admission episodes for alcohol-related mental and behavioural disorders due to use of alcohol condition (Broad) (Female)



9.05 - Admission episodes for alcohol-related alcoholic liver disease condition (Broad) (Persons)

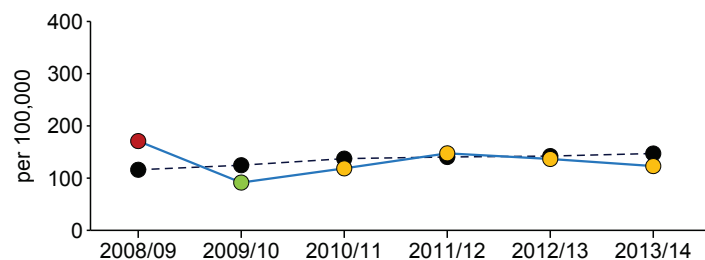


Key ●●● England ● Significantly worse ● Not significantly different ● Significantly better ○ Significance not tested

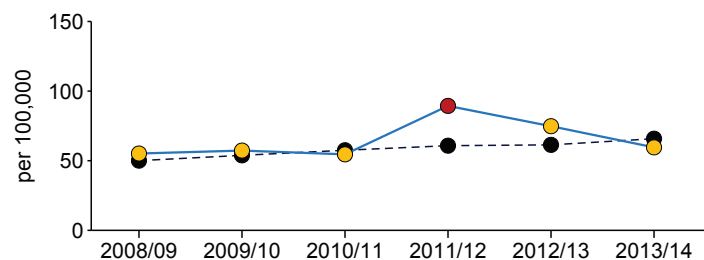
Thanet

Hospital Admissions - Cause groups continued

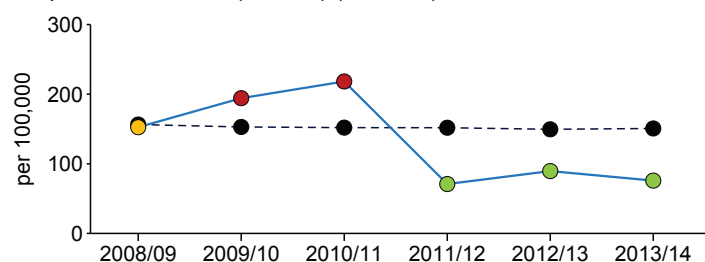
9.05 - Admission episodes for alcohol-related alcoholic liver disease condition (Broad) (Male)



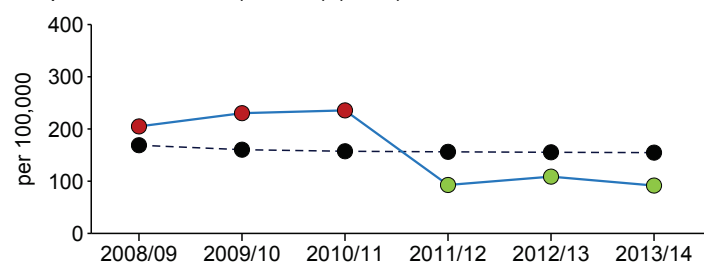
9.05 - Admission episodes for alcohol-related alcoholic liver disease condition (Broad) (Female)



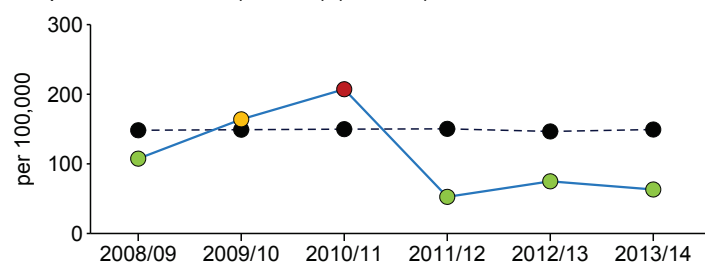
10.02 - Admission episodes for alcohol-related malignant neoplasm conditions (Narrow) (Persons)



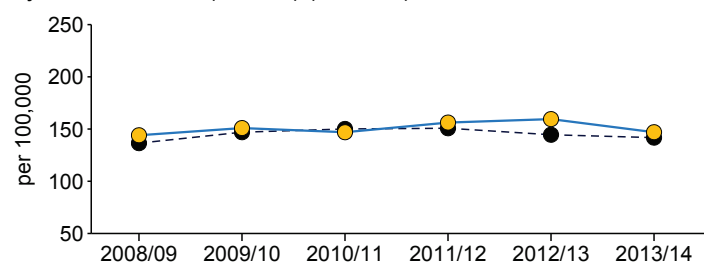
10.02 - Admission episodes for alcohol-related malignant neoplasm conditions (Narrow) (Male)



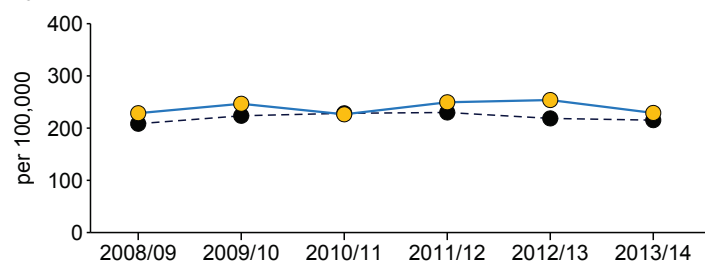
10.02 - Admission episodes for alcohol-related malignant neoplasm conditions (Narrow) (Female)



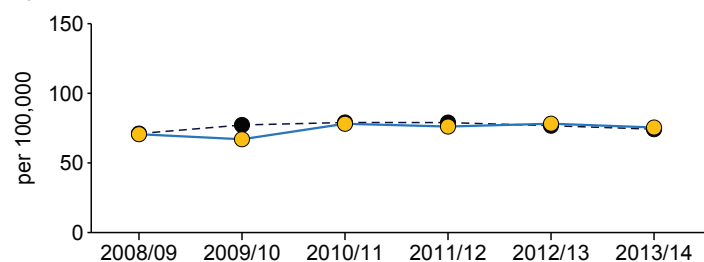
10.03 - Admission episodes for alcohol-related unintentional injuries conditions (Narrow) (Persons)



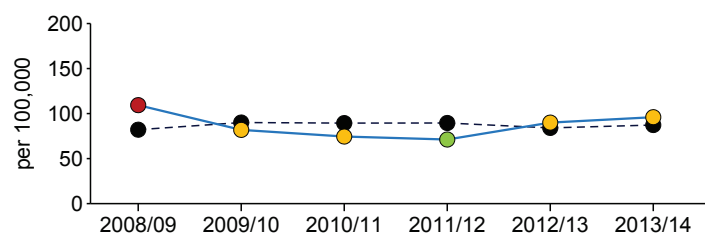
10.03 - Admission episodes for alcohol-related unintentional injuries conditions (Narrow) (Male)



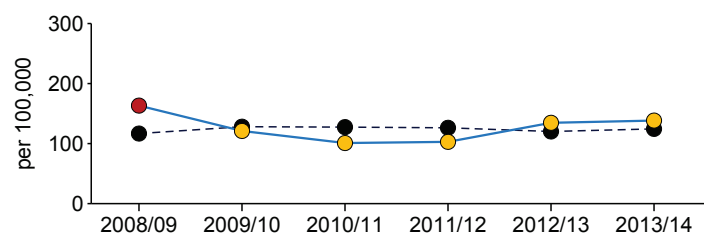
10.03 - Admission episodes for alcohol-related unintentional injuries conditions (Narrow) (Female)



10.04 - Admission episodes for alcohol-related mental and behavioural disorders due to use of alcohol condition (Narrow) (Persons)



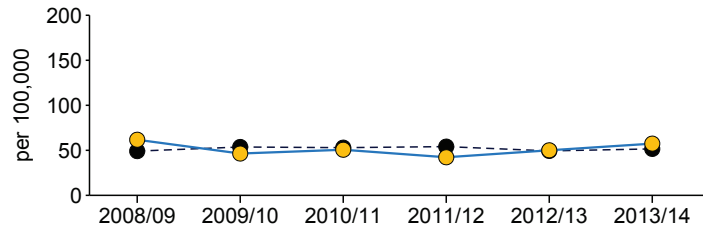
10.04 - Admission episodes for alcohol-related mental and behavioural disorders due to use of alcohol condition (Narrow) (Male)



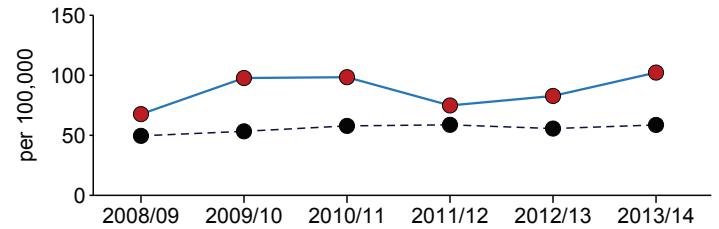
Key ●●● England ● Significantly worse ● Not significantly different ● Significantly better ○ Significance not tested

Hospital Admissions - Cause groups continued

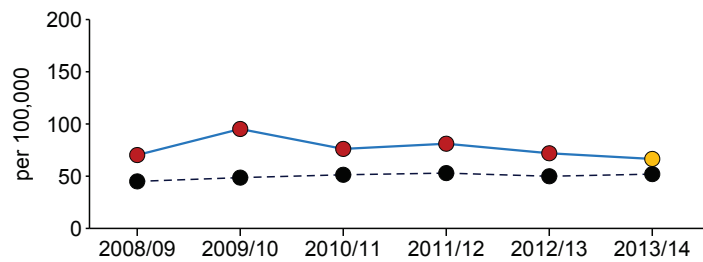
10.04 - Admission episodes for alcohol-related mental and behavioural disorders due to use of alcohol condition (Narrow) (Female)



10.05 - Admission episodes for alcohol-related intentional self-poisoning by and exposure to alcohol condition (Narrow) (Persons)



10.05 - Admission episodes for alcohol-related intentional self-poisoning by and exposure to alcohol condition (Narrow) (Male)



10.05 - Admission episodes for alcohol-related intentional self-poisoning by and exposure to alcohol condition (Narrow) (Female)

